

# januari




## LEES ID KAART

Naam : \_\_\_\_\_


Nummer : \_\_\_\_\_

Klas : \_\_\_\_\_

AVI niveau : \_\_\_\_\_



januari



# januari



datum	titel	auteur	van ... tot ...	ok?
WO 01/01				
DO 02/01				
VR 03/01				
ZA 04/01				
ZO 05/01				
MA 06/01				
DI 07/01				
WO 08/01				
DO 09/01				
VR 10/01				
ZA 11/01				
ZO 12/01				



# januari



datum	titel	auteur	van ... tot ...	ok?
MA 13/01				
DI 14/01				
WO 15/01				
DO 16/01				
VR 17/01				
ZA 18/01				
ZO 19/01				
MA 20/01				
DI 21/01				
WO 22/01				
DO 23/01				
VR 24/01				
ZA 25/01				
ZO 26/01				



# januari



datum	titel	auteur	van ... tot ...	ok?
MA 27/01				
DI 28/01				
WO 29/01				
DO 30/01				
VR 31/01				




# Mijn boekbespreking

de titel



de auteur



aantal pagina's

startdatum

uitgelezen op

de (hoofd)personages

---

---





---

---

---

---

---



3 nieuwe woorden  
die je hebt geleerd


1) \_\_\_\_\_

2) \_\_\_\_\_

3) \_\_\_\_\_



februari



# februari



datum	titel	auteur	van ... tot ...	ok?
ZA 01/02				
ZO 02/02				
MA 03/02				
DI 04/02				
WO 05/02				
DO 06/02				
VR 07/02				
ZA 08/02				
ZO 09/02				
MA 10/02				
DI 11/02				
WO 12/02				
DO 13/02				
VR 14/02				





# februari



datum	titel	auteur	van ... tot ...	ok?
ZA 15/02				
ZO 16/02				
MA 17/02				
DI 18/02				
WO 19/02				
DO 20/02				
VR 21/02				
ZA 22/02				
ZO 23/02				
MA 24/02				
DI 25/02				
WO 26/02				
DO 27/02				
VR 28/02				




# Mijn boekbespreking

de titel



de auteur



aantal pagina's

startdatum

uitgelezen op

de (hoofd)personages

---

---






---

---

---

---

---



3 nieuwe woorden  
die je hebt geleerd


1) \_\_\_\_\_

2) \_\_\_\_\_

3) \_\_\_\_\_



# maart



# Joepie, vakantie!

Ik lees 10 minuten...



# maart



datum	titel	auteur	van ... tot ...	ok?
ZA 01/03				
ZO 02/03				
MA 03/03				
DI 04/03				
WO 05/03				
DO 06/03				
VR 07/03				
ZA 08/03				
ZO 09/03				
MA 10/03				
DI 11/03				
WO 12/03				
DO 13/03				
VR 14/03				



# maart



datum	titel	auteur	van ... tot ...	ok?
ZA 15/03				
ZO 16/03				
MA 17/03				
DI 18/03				
WO 19/03				
DO 20/03				
VR 21/03				
ZA 22/03				
ZO 23/03				



# maart



datum	titel	auteur	van ... tot ...	ok?
MA 24/03				
DI 25/03				
WO 26/03				
DO 27/03				
VR 28/03				
ZA 29/03				
ZO 30/03				
MA 31/03				




# Mijn boekbespreking

de titel



de auteur



aantal pagina's

startdatum

uitgelezen op

de (hoofd)personages

---

---





---

---

---

---

---



3 nieuwe woorden  
die je hebt geleerd

1) \_\_\_\_\_


2) \_\_\_\_\_

3) \_\_\_\_\_






april



# april



datum	titel	auteur	van ... tot ...	ok?
DI 01/04				
WO 02/04				
DO 03/04				
VR 04/04				
ZA 05/04				
ZO 06/04				
MA 07/04				
DI 08/04				
WO 09/04				
DO 10/04				
VR 11/04				
ZA 12/04				
ZO 13/04				
MA 14/04				




# WOEHOEW, VAKANTIE!

Ik lees 10 minuten...



# april




datum	titel	auteur	van ... tot ...	ok?
DI 15/04				
WO 16/04				
DO 17/04				
VR 18/04				
ZA 19/04				
ZO 20/04				
MA 21/04				
DI 22/04				
WO 23/04				
DO 24/04				
VR 25/04				
ZA 26/04				
ZO 27/04				
MA 28/04				
DI 29/04				
WO 30/04				




# Mijn boekbespreking

de titel



de auteur



Blank rectangular box for the title.

Blank rectangular box for the author.

aantal pagina's

startdatum

uitgelezen op






Blank rounded rectangular box for the number of pages.

Blank rounded rectangular box for the start date.

Blank rounded rectangular box for the date read.

de (hoofd)personages

Large rounded rectangular box with horizontal dashed lines for writing the main characters.





3 nieuwe woorden  
die je hebt geleerd

Large rounded rectangular box with three numbered lines for writing new words learned.



mei



# mei



datum	titel	auteur	van ... tot ...	ok?
DO 01/05				
VR 02/05				
ZA 03/05				
ZO 04/05				
MA 05/05				
DI 06/05				
WO 07/05				
DO 08/05				
VR 09/05				
ZA 10/05				
ZA 11/05				
MA 12/05				
DI 13/05				
WO 14/05				



# mei



<i>datum</i>	<i>titel</i>	<i>auteur</i>	<i>van ... tot ...</i>	<i>ok?</i>
<i>DO 15/05</i>				
<i>VR 16/05</i>				
<i>ZA 17/05</i>				
<i>ZO 18/05</i>				
<i>MA 19/05</i>				
<i>DI 20/05</i>				
<i>WO 21/05</i>				
<i>DO 22/05</i>				
<i>VR 23/05</i>				
<i>ZA 24/05</i>				
<i>ZO 25/05</i>				





# mei



datum	titel	auteur	van ... tot ...	ok?
MA 26/05				
DI 27/05				
WO 28/05				
DO 29/05				
VR 30/05				
ZA 31/05				




# Mijn boekbespreking

de titel



de auteur



Blank rectangular box for the title.

Blank rectangular box for the author.

aantal pagina's

startdatum

uitgelezen op






Blank rounded rectangular box for the number of pages.

Blank rounded rectangular box for the start date.

Blank rounded rectangular box for the date read.

de (hoofd)personages

Five horizontal dashed lines for writing the main characters.



3 nieuwe woorden  
die je hebt geleerd



1) \_\_\_\_\_

2) \_\_\_\_\_

3) \_\_\_\_\_



juni



# juni



datum	titel	auteur	van ... tot ...	ok?
ZO 01/06				
MA 02/06				
DI 03/06				
WO 04/06				
DO 05/06				
VR 06/06				
ZA 07/06				
ZO 08/06				
MA 09/06				
DI 10/06				
WO 11/06				
DO 12/06				
VR 13/06				
ZA 14/06				
ZO 15/06				



# juni



datum	titel	auteur	van ... tot ...	ok?
MA 16/06				
DI 17/06				
WO 18/06				
DO 19/06				
VR 20/06				
ZA 21/06				
ZO 22/06				
MA 23/06				
DI 24/06				
WO 25/06				
DO 26/06				
VR 27/06				
ZA 28/06				
ZO 29/06				
MA 30/06				




# Mijn boekbespreking

de titel



de auteur



Blank box for the title.

Blank box for the author.

aantal pagina's

startdatum

uitgelezen op





Blank box for the number of pages.

Blank box for the start date.

Blank box for the date read.

de (hoofd)personages

Handwriting lines for the main characters.



3 nieuwe woorden  
die je hebt geleerd

1) \_\_\_\_\_

2) \_\_\_\_\_

3) \_\_\_\_\_



juni



## LEES ID KAART

Naam : \_\_\_\_\_


Nummer : \_\_\_\_\_

Klas : \_\_\_\_\_

AVI niveau : \_\_\_\_\_



# Mijn top 3





# YES, VAKANTIE!

Ik lees 10 minuten...

