

LEESDAGBOEK VAN:

2023-2024



De afspraken

Lees elke dag 10 min

Vul je leesdagboek aan

Laat controleren

Boek uit = kleuren

15x in orde = beloning!



Hoe kies ik een boek?

1) Kijk naar de kapt van het boek.

2) Lees de achterflap van het boek.

3) Lees het eerste blad.

4) Doe de 5-vingertest.

5) < 5 vingers = goed gekozen!

Voor akkoord:



De AVI-niveaus

= om het technisch leesniveau van het kind te meten.

Technisch lezen
≠
begrijpend lezen!

Technisch lezen =
vlot en correct lezen op tempo.

Wordt 2x per jaar getest:
in januari en juni.

Systeem komt uit Nederland:
geen leerjaren, maar groepen.



De AVI-niveaus

AVI start

Begin 1e leerjaar

AVI M3

Midden 1e leerjaar

AVI E3

Eind 1e leerjaar

AVI M4

Midden 2e leerjaar

AVI E4

Eind 2e leerjaar

AVI M5

Midden 3e leerjaar

AVI E5

Eind 3e leerjaar

AVI M6

Midden 4e leerjaar

AVI E6

Eind 4e leerjaar

AVI M7

Midden 5e leerjaar

AVI E7

Eind 5e leerjaar

AVI plus

6e leerjaar



september



LEES ID KAART

Naam : _____



Nummer : _____

Klas : _____

AVI niveau : _____



september



september



datum	titel	auteur	van ... tot ...	ok?
MA 04/09				
DI .../...				
WO .../...				
DO .../...				
VR .../...				
ZA .../...				
ZO .../...				
MA .../...				
DI .../...				
WO .../...				
DO .../...				
VR .../...				
ZA .../...				
ZO .../...				



september



datum	titel	auteur	van ... tot ...	ok?
MA ... / ...				
DI ... / ...				
WO ... / ...				
DO ... / ...				
VR ... / ...				
ZA ... / ...				
ZO ... / ...				
MA ... / ...				
DI ... / ...				
WO ... / ...				
DO ... / ...				
VR ... / ...				
ZA ... / ...				
ZO ... / ...				




Mijn boekbespreking

de titel



de auteur








aantal pagina's

startdatum

uitgelezen op

de (hoofd)personages



3 nieuwe woorden
die je hebt geleerd



1) _____

2) _____

3) _____



oktober



oktober



datum	titel	auteur	van ... tot ...	ok?
MA ... / ...				
DI ... / ...				
WO ... / ...				
DO ... / ...				
VR ... / ...				
ZA ... / ...				
ZO ... / ...				
MA ... / ...				
DI ... / ...				
WO ... / ...				
DO ... / ...				
VR ... / ...				
ZA ... / ...				
ZO ... / ...				



oktober



datum	titel	auteur	van ... tot ...	ok?
MA ... / ...				
DI ... / ...				
WO ... / ...				
DO ... / ...				
VR ... / ...				
ZA ... / ...				
ZO ... / ...				
MA ... / ...				
DI ... / ...				
WO ... / ...				
DO ... / ...				
VR ... / ...				
ZA ... / ...				
ZO ... / ...				

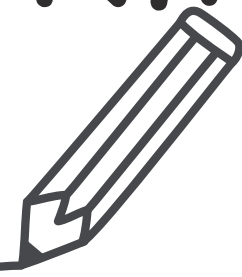


Mijn boekbespreking

de titel



de auteur








aantal pagina's

startdatum

uitgelezen op

de (hoofd)personages



3 nieuwe woorden
die je hebt geleerd

1) _____

2) _____

3) _____



Het is vakantie!

Ik lees 10 minuten...

... met een zaklamp in het donker.



... ondersteboven.



... met een griezelige stem.



... onder een deken.



... liggend onder het bed.



... fluisterend.



... wanneer het regent.




... in een donkere kast.



... voor het slapengaan.



november



november



datum	titel	auteur	van ... tot ...	ok?
MA ... / ...				
DI ... / ...				
WO ... / ...				
DO ... / ...				
VR ... / ...				
ZA ... / ...				
ZO ... / ...				
MA ... / ...				
DI ... / ...				
WO ... / ...				
DO ... / ...				
VR ... / ...				
ZA ... / ...				
ZO ... / ...				



november



datum	titel	auteur	van ... tot ...	ok?
MA ... / ...				
DI ... / ...				
WO ... / ...				
DO ... / ...				
VR ... / ...				
ZA ... / ...				
ZO ... / ...				
MA ... / ...				
DI ... / ...				
WO ... / ...				
DO ... / ...				

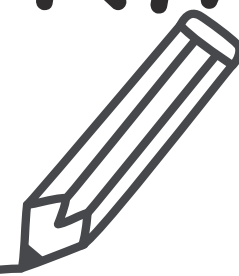


Mijn boekbespreking

de titel



de auteur



Blank box for the title.

Blank box for the author.

aantal pagina's

startdatum

uitgelezen op






Blank box for the number of pages.

Blank box for the start date.

Blank box for the date read.

de (hoofd)personages

Handwriting lines for the main characters.



3 nieuwe woorden
die je hebt geleerd



1) _____

2) _____

3) _____



december



december



datum	titel	auteur	van ... tot ...	ok?
VR ... / ...				
ZA ... / ...				
ZO ... / ...				
MA ... / ...				
DI ... / ...				
WO ... / ...				
DO ... / ...				
VR ... / ...				
ZA ... / ...				
ZO ... / ...				



december




datum	titel	quteur	van ... tot ...	ok?
MA ... / ...				
DI ... / ...				
WO ... / ...				
DO ... / ...				
VR ... / ...				
ZA ... / ...				
ZO ... / ...				
MA ... / ...				
DI ... / ...				
WO ... / ...				
DO ... / ...				
VR ... / ...				
ZA ... / ...				
ZO ... / ...				

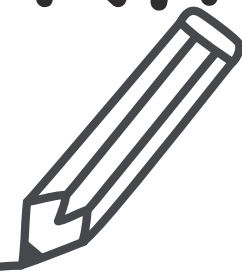


Mijn boekbespreking

de titel



de auteur








aantal pagina's

startdatum

uitgelezen op

de (hoofd)personages



3 nieuwe woorden
die je hebt geleerd

1) _____

2) _____

3) _____



Hohoho, vakantie!

Ik lees 10 minuten...

... in mijn pyjama.



... voor aan

iemand van mijn



gezin.

... met een dikke
trui aan.



... op 1 januari.



... lekker warm
bij een vuurtje of
de verwarming.



... met mijn
beste
kerstmanstem.



... wanneer het
sneeuwt.



... met een
warme drank
erbij.



... wanneer je
naar de sterren
kijkt.



januari




LEES ID KAART

Naam : _____


Nummer : _____

Klas : _____

AVI niveau : _____



januari



januari



datum	titel	auteur	van ... tot ...	ok?
MA ... / ...				
DI ... / ...				
WO ... / ...				
DO ... / ...				
VR ... / ...				
ZA ... / ...				
ZO ... / ...				
MA ... / ...				
DI ... / ...				
WO ... / ...				
DO ... / ...				
VR ... / ...				
ZA ... / ...				
ZO ... / ...				



januari



datum	titel	auteur	van ... tot ...	ok?
MA ... / ...				
DI ... / ...				
WO ... / ...				
DO ... / ...				
VR ... / ...				
ZA ... / ...				
ZO ... / ...				
MA ... / ...				
DI ... / ...				
WO ... / ...				




Mijn boekbespreking

de titel



de auteur







aantal pagina's

startdatum

uitgelezen op

de (hoofd)personages



3 nieuwe woorden
die je hebt geleerd


1) _____

2) _____

3) _____



februari



februari



datum	titel	auteur	van ... tot ...	ok?
DO ... / ...				
VR ... / ...				
ZA ... / ...				
ZO ... / ...				
MA ... / ...				
DI ... / ...				
WO ... / ...				
DO ... / ...				
VR ... / ...				
ZA ... / ...				
ZO ... / ...				



Joepie, vakantie!

Ik lees 10 minuten...



februari



datum	titel	auteur	van ... tot ...	ok?
MA ... / ...				
DI ... / ...				
WO ... / ...				
DO ... / ...				
VR ... / ...				
ZA ... / ...				
ZO ... / ...				
MA ... / ...				
DI ... / ...				
WO ... / ...				
DO ... / ...				




Mijn boekbespreking

de titel



de auteur








aantal pagina's

startdatum

uitgelezen op

de (hoofd)personages



3 nieuwe woorden
die je hebt geleerd



1) _____

2) _____

3) _____



maart



maart



datum	titel	auteur	van ... tot ...	ok?
VR ... / ...				
ZA ... / ...				
ZO ... / ...				
MA ... / ...				
DI ... / ...				
WO ... / ...				
DO ... / ...				
VR ... / ...				
ZA ... / ...				
ZO ... / ...				



maart



datum	titel	auteur	van ... tot ...	ok?
MA ... / ...				
DI ... / ...				
WO ... / ...				
DO ... / ...				
VR ... / ...				
ZA ... / ...				
ZO ... / ...				
MA ... / ...				
DI ... / ...				
WO ... / ...				
DO ... / ...				
VR ... / ...				
ZA ... / ...				
ZO ... / ...				



maart



datum	titel	auteur	van ... tot ...	ok?
MA .../ ...				
DI .../ ...				
WO .../ ...				
DO .../ ...				
VR .../ ...				
ZA .../ ...				
ZO .../ ...				




Mijn boekbespreking

de titel



de auteur



Blank box for the book title.

Blank box for the author's name.

aantal pagina's

startdatum

uitgelezen op






Blank box for the number of pages.

Blank box for the start date.

Blank box for the date read.

de (hoofd)personages

Hand-drawn box with horizontal dashed lines for writing the main characters.



3 nieuwe woorden
die je hebt geleerd



1) _____

2) _____

3) _____



april




WOEHOEW, VAKANTIE!

Ik lees 10 minuten...



april



datum	titel	auteur	van ... tot ...	ok?
MA ... / ...				
DI ... / ...				
WO ... / ...				
DO ... / ...				
VR ... / ...				
ZA ... / ...				
ZO ... / ...				
MA ... / ...				
DI ... / ...				
WO ... / ...				
DO ... / ...				
VR ... / ...				
ZA ... / ...				
ZO ... / ...				




april




datum	titel	auteur	van ... tot ...	ok?
MA .../...				
DI .../...				

Mijn boekbespreking

de titel



de auteur



Blank rectangular box for the title.

Blank rectangular box for the author.

aantal pagina's

startdatum

uitgelezen op






Blank rounded rectangular box for the number of pages.

Blank rounded rectangular box for the start date.

Blank rounded rectangular box for the date read.

de (hoofd)personages

Large rounded rectangular box with horizontal dashed lines for writing the main characters.






3 nieuwe woorden
die je hebt geleerd

Large rounded rectangular box with three numbered lines for writing new words learned.



mei



mei



datum	titel	auteur	van ... tot ...	ok?
WO ... / ...				
DO ... / ...				
VR ... / ...				
ZA ... / ...				
ZO ... / ...				
MA ... / ...				
DI ... / ...				
WO ... / ...				
DO ... / ...				
VR ... / ...				
ZA ... / ...				
ZO ... / ...				



mei



datum	titel	auteur	van ... tot ...	ok?
MA ... / ...				
DI ... / ...				
WO ... / ...				
DO ... / ...				
VR ... / ...				
ZA ... / ...				
ZO ... / ...				
MA ... / ...				
DI ... / ...				
WO ... / ...				
DO ... / ...				
VR ... / ...				
ZA ... / ...				
ZO ... / ...				




Mijn boekbespreking

de titel



de auteur



Blank rectangular box for the title.

Blank rectangular box for the author.

aantal pagina's

startdatum

uitgelezen op






Blank rounded rectangular box for the number of pages.

Blank rounded rectangular box for the start date.

Blank rounded rectangular box for the date read.

de (hoofd)personages

Large rounded rectangular box with horizontal dashed lines for writing the main characters.



3 nieuwe woorden
die je hebt geleerd

1) _____

2) _____

3) _____





mei



datum	titel	auteur	van ... tot ...	ok?
MA .../...				
DI .../...				
WO .../...				
DO .../...				
VR .../...				

juni



juni



datum	titel	auteur	van ... tot ...	ok?
ZA ... / ...				
ZO ... / ...				
MA ... / ...				
DI ... / ...				
WO ... / ...				
DO ... / ...				
VR ... / ...				
ZA ... / ...				
ZO ... / ...				



juni



datum	titel	auteur	van ... tot ...	ok?
MA ... / ...				
DI ... / ...				
WO ... / ...				
DO ... / ...				
VR ... / ...				
ZA ... / ...				
ZO ... / ...				
MA ... / ...				
DI ... / ...				
WO ... / ...				
DO ... / ...				
VR ... / ...				
ZA ... / ...				
ZO ... / ...				



juni




datum	titel	auteur	van ... tot ...	ok?
MA ... / ...				
DI ... / ...				
WO ... / ...				
DO ... / ...				
VR ... / ...				
ZA ... / ...				
ZO ... / ...				

Mijn boekbespreking

de titel



de auteur



Blank rectangular box for the title.

Blank rectangular box for the author.

aantal pagina's

startdatum

uitgelezen op






Blank rounded rectangular box for the number of pages.

Blank rounded rectangular box for the start date.

Blank rounded rectangular box for the date read.

de (hoofd)personages

Large rounded rectangular box with horizontal dashed lines for writing the main characters.



3 nieuwe woorden
die je hebt geleerd

1) _____

2) _____

3) _____



juni



LEES ID KAART

Naam : _____


Nummer : _____

Klas : _____

AVI niveau : _____



Mijn top 3



YES, VAKANTIE!

Ik lees 10 minuten...

